



Scottish Funding Council  
Comhairle Maoinachaidh na h-Alba

## College Leaver Destinations 2018-19

**SFC Statistics**

Issue Date: 10 November 2020

Cover photo credit: Scotland's Rural College (SRUC)

## College Leaver Destinations 2018-19 – Key Points

Issue date: 10 November 2020

Reference: SFC/ST/07/2020

Summary: To inform stakeholders of the publication of the 2018-19 College Leaver Destinations measurements.

FAO: Principals and Directors of Scotland's colleges, students and parents.

Further information: **Contact:** Dr Scott Montgomery  
**Job title:** Senior Policy/Analysis Officer  
**Department:** Policy, Insight and Analytics  
**Tel:** 0131 313 6656  
**Email:** [smontgomery@sfc.ac.uk](mailto:smontgomery@sfc.ac.uk)

This is an official statistics publication.

All official statistics should comply with the UK Statistics Authority's Code of Practice to Official Statistics, which promotes the production and dissemination of official statistics that inform decision-making. Find out more about the Code of Practice for Official Statistics at [www.statisticsauthority.gov.uk/code-of-practice/](http://www.statisticsauthority.gov.uk/code-of-practice/).

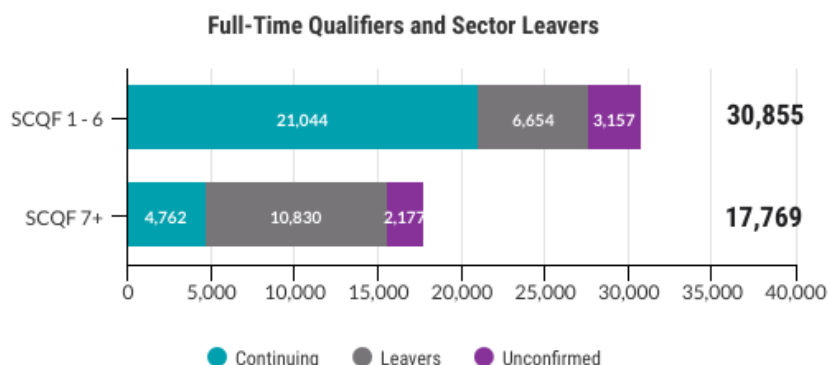
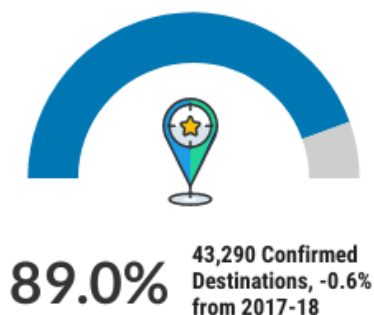


Scottish Funding Council  
Comhairle Maoineachaidh na h-Alba

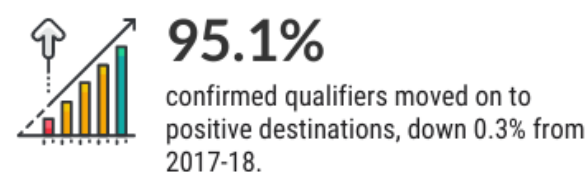
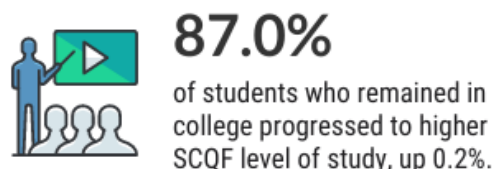
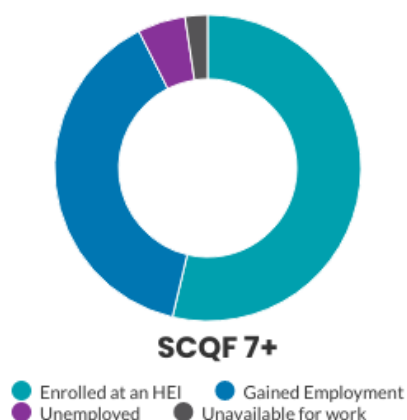
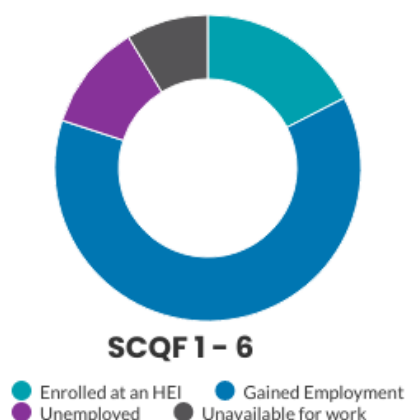
Scottish Funding Council  
Apex 2  
97 Haymarket Terrace  
Edinburgh  
EH12 5HD  
T 0131 313 6500  
F 0131 313 6501  
[www.sfc.ac.uk](http://www.sfc.ac.uk)



## College Leaver Destinations 2018-19



### Confirmed destinations of Sector Leavers



## Section 1: Executive Summary

1. This publication provides information on the destinations of successful full-time college leavers in Scotland. It supports the Scottish Funding Council's work with colleges on outcome-based planning through Outcome Agreements and the Scottish Government's skills strategy, Skills for Scotland and Developing the Young Workforce – Scotland's Youth Employment strategy, by providing key measurements for progression to further study and employment for all age groups.
2. This is the fifth publication of College Leaver Destinations (CLD) for Scotland's colleges and covers the academic year 2018-19. This publication reports on the destinations of leavers 3-6 months after qualifying.
3. The key focus of this publication centres on **Sector Leavers** with the following showing the salient aspects for this group:
  - 17,484 qualifiers left the college sector and these Sector Leavers accounted for 40.4% for whom the post-study destination is known.
  - 87.8% of Sector Leavers found positive destinations, a decrease from last session's 89.1%.
  - 80.0% of sector-leaving who achieved SCQF<sup>1</sup> 1-6 went on to positive destinations compared to 81.7% last session.
  - 92.6% of sector-leaving who achieved SCQF 7+ went on to positive destinations compared to 94.2% last session.
  - Unemployment and unavailability for work for Sector Leavers increased to 12.2% from 10.9% last session – although broken down by SCQF the distribution is notable: 20.0% at SCQF 1-6 (up from 18.3%) compared with 7.4% at SCQF 7+ (up from 5.8%).
4. Other key observations from the students with known destinations in 2018-19 (both Sector Leavers and those who remain in college for further study) are:
  - 48,624 students qualified in 2018-19, with **destinations confirmed** for 43,290 (89.0%, down from 89.6% last session).

---

<sup>1</sup> Where a programme is not formally SCQF (Scottish Credit and Qualifications Framework) credit rated a 'broadly comparable' level can be assigned. This has been done by either comparing across to SCQF from other national frameworks if the programme has a level on another framework, or if this is not the case, using the SCQF Level Descriptors to identify the most appropriate level of learning for the programme of study. References to SCQF in this publication should be assumed to reflect this definition.

- 95.1% of confirmed qualifiers moved on to positive destinations, broadly level from 95.4%.
- For those students who remained in education at college, 87.0% progressed to a higher level of study on the SCQF unchanged from last session.

### **CLD Focus**

5. The primary focus of this publication is Sector Leavers (those who completed their learner journey in the college sector). This group is examined in detail in Section 2 where figures are based on **confirmed destinations only** and breakdowns show numbers and proportions for SCQF 1-6 to Higher Education Institution (HEI), SCQF 7+ to HEI, Sector Leavers to work and Sector Leavers to negative destinations. This publication aims to provide an understanding of student movement on leaving college.
6. Section 3 contains tables of SCQF progression for those who are continuing study. The tables here are provided to show trends against previous publications.
7. The final sections provide the rationale for the CLD, and college/regional tables, including a sector leaver table for each college and region. These can be downloaded separately.