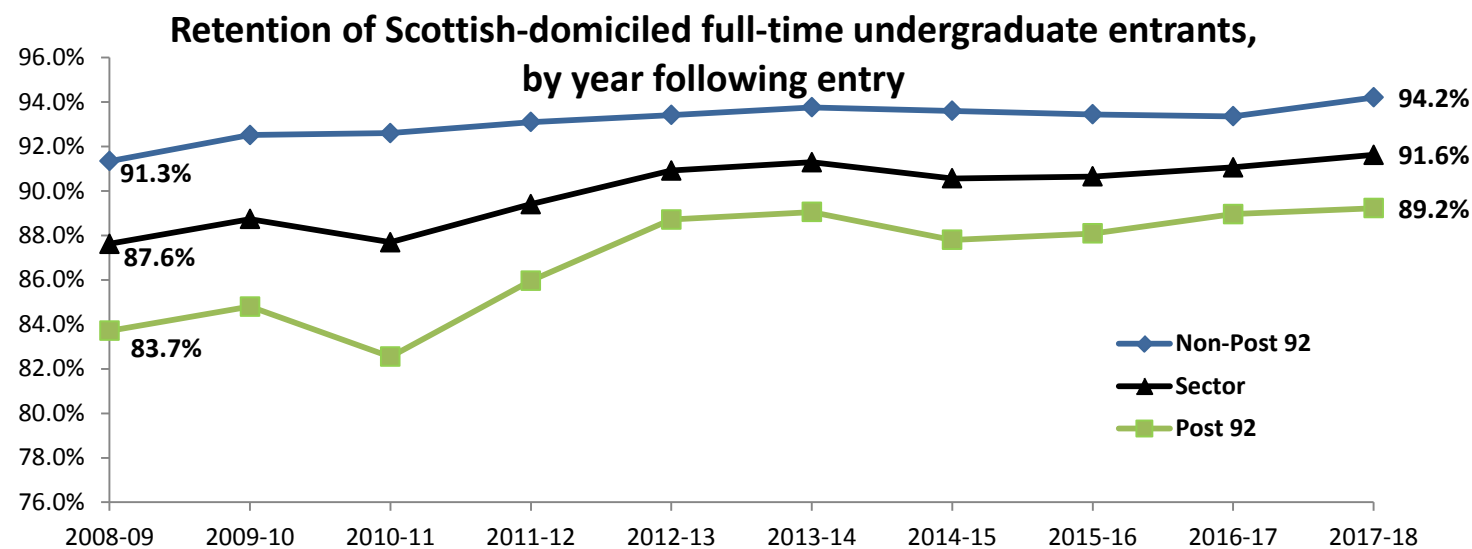


Annex: Retention of Scottish-domiciled full-time undergraduate entrants

As shown in Figure 1¹ below, retention of Scottish-domiciled full-time undergraduate entrants across the sector has continued to improve over the last ten years from 87.6% in 2008-09 to 91.6% in 2017-18, driven by an increase in retention, overall, at both Post 92 and non-Post 92 institutions.

The retention rate of non-Post 92 institutions has continuously been higher than the sector and Post 92 institutions lower than the sector. In the most current year, 2017-18, non-Post 92 institutions had a retention rate of 94.2% compared to 89.2% for Post 92 institutions.

Figure 1



ave agreed a set of parallel

bespoke measures with SFC that better reflect their unique contribution to enabling flexible, part-time, non-linear and modular student journeys. Therefore, data collected from OUIS is not directly comparable with data from other institutions with greater focus on full-time provision and school leavers.

Figure 2 below shows that in 2017-18 all non-Post 92 institutions¹ had a higher rate of retention than they did ten years ago despite vast variation in that time. Similarly, since 2008-09 almost all non-Post 92 institutions have had an above sector level retention rate. Heriot-Watt University is the only institution where the retention rate has fallen below the non-Post 92 sector rate - twice in the last ten years. However, in 2017-18 the retention rate increased on the previous year by 2.4%, and was 0.6pp above the sector rate.

Figure 2

Retention of Scottish-domiciled full-time undergraduate entrants, by non-Post 92 institution and year following entry, AY 2008-09 to 2017-18

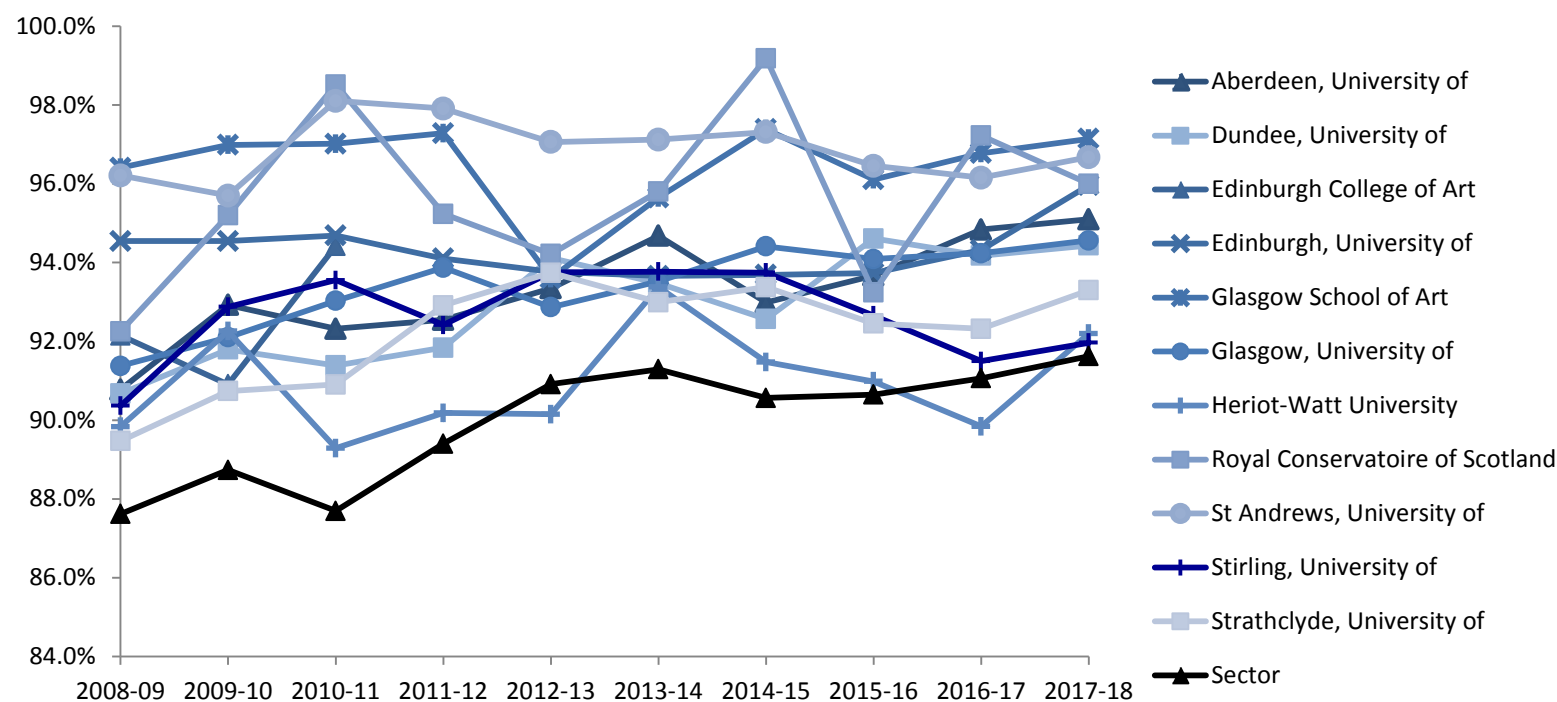
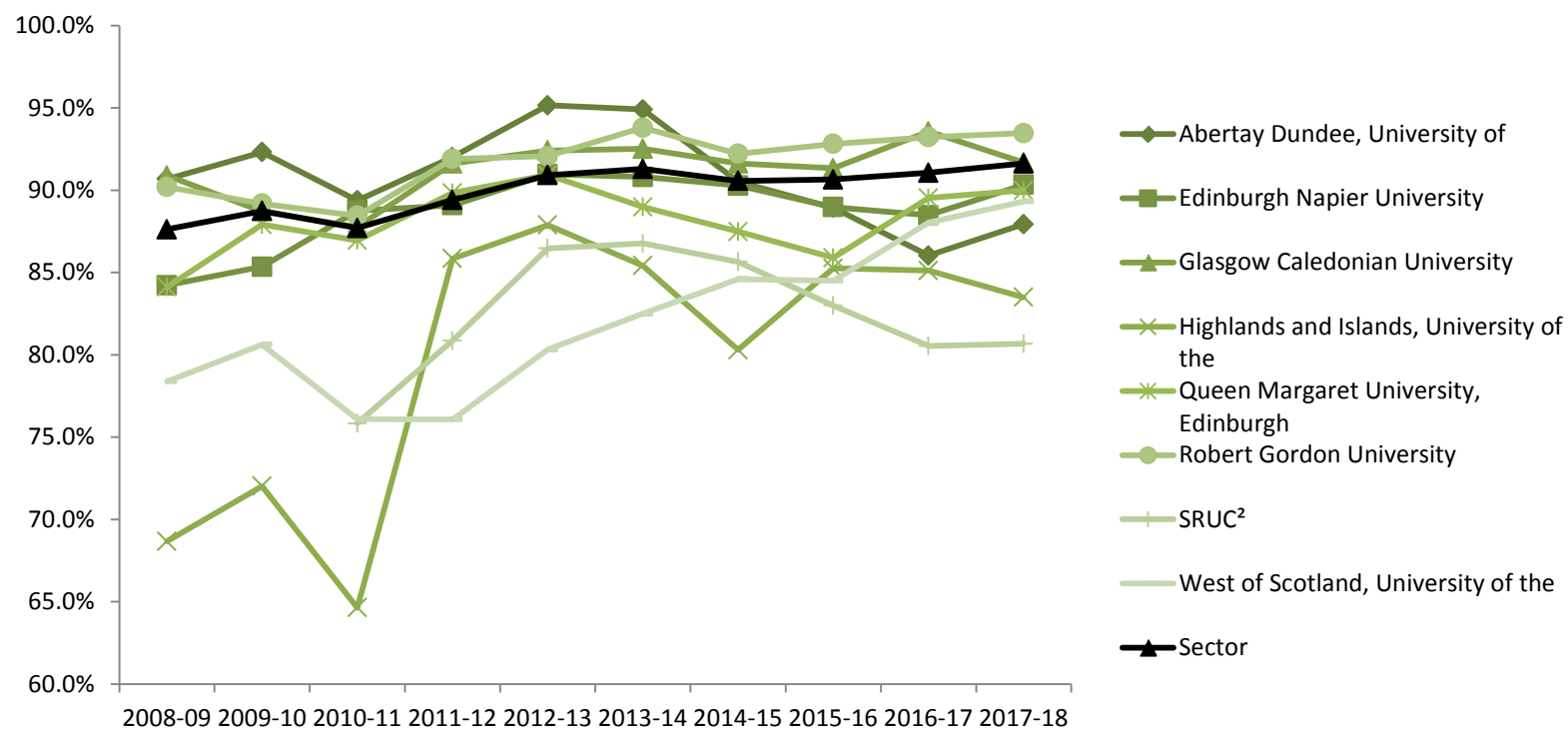


Figure 3, below, shows that retention rates at most Post 92 institutions fluctuate around the sector rate. However, both Robert Gordon University and Glasgow Caledonian University have consistently achieved retention rates above the sector level in each year over the last ten, with 93.5% and 91.7%, respectively, in 2017-18. Over the last ten years all Post 92 institutions, with the exception of Abertay University, have had an overall increase in their retention rate, most notably University of the Highlands and Islands (UHI) from 68.7% in 2008-09 to 83.5% in 2017-18 (+14.8pp) and University of the West of Scotland at 89.3% in 2017-18 compared to 78.4% (+10.9pp).

Figure 3

**Retention of Scottish-domiciled full-time undergraduate entrants, by
Post 92 institution and year following entry, AY 2008-09 to 2017-18**



Annex

Table 1 Retention of Scottish-domiciled full-time undergraduate entrants, by institution and year following entry, AY 2008-09 to 2017-18

Institution		2008-09	2009-10	2010-11	2011-12	2012-13	2013-14	2014-15	2015-16	2016-17	2017-18
P92	Aberdeen, University of	90.8%	92.9%	92.3%	92.5%	93.3%	94.7%	93.0%	93.7%	94.8%	95.1%
	Dundee, University of	90.7%	91.8%	91.4%	91.8%	94.1%	93.5%	92.6%	94.6%	94.2%	94.4%
	Edinburgh College of Art ¹	92.1%	90.9%	94.4%							
	Edinburgh, University of	94.5%	94.5%	94.7%	94.1%	93.8%	93.7%	93.7%	93.7%	94.3%	96.0%
	Glasgow School of Art	96.4%	97.0%	97.0%	97.3%	93.6%	95.7%	97.4%	96.1%	96.8%	97.1%
	Glasgow, University of	91.4%	92.1%	93.0%	93.9%	92.9%	93.5%	94.4%	94.1%	94.2%	94.6%
	Heriot-Watt University	89.8%	92.3%	89.3%	90.2%	90.2%	93.4%	91.5%	91.0%	89.8%	92.2%
	Royal Conservatoire of Scotland	92.2%	95.2%	98.5%	95.2%	94.2%	95.8%	99.2%	93.2%	97.2%	96.0%
	St Andrews, University of	96.2%	95.7%	98.1%	97.9%	97.1%	97.1%	97.3%	96.5%	96.2%	96.7%
	Stirling, University of	90.4%	92.9%	93.6%	92.4%	93.8%	93.8%	93.7%	92.7%	91.5%	92.0%
Strathclyde, University of	89.5%	90.7%	90.9%	92.9%	93.7%	93.0%	93.4%	92.5%	92.3%	93.3%	
Non-P92	Abertay University	90.7%	92.3%	89.4%	92.0%	95.2%	94.9%	90.5%	88.9%	86.0%	87.9%
	Edinburgh Napier University	84.2%	85.3%	88.8%	89.1%	91.0%	90.8%	90.3%	89.0%	88.5%	90.3%
	Glasgow Caledonian University	90.9%	88.7%	87.8%	91.6%	92.4%	92.5%	91.6%	91.3%	93.6%	91.7%
	Highlands and Islands, University of the	68.7%	72.0%	64.6%	85.8%	87.9%	85.4%	80.3%	85.3%	85.1%	83.5%
	Queen Margaret University, Edinburgh	84.1%	87.9%	87.0%	89.8%	90.9%	89.0%	87.5%	85.9%	89.5%	90.0%
	Robert Gordon University	90.2%	89.2%	88.4%	91.9%	92.1%	93.8%	92.2%	92.8%	93.2%	93.5%
	SRUC ²			75.8%	80.9%	86.5%	86.8%	85.6%	83.0%	80.5%	80.7%
	West of Scotland, University of the	78.4%	80.6%	76.1%	76.1%	80.3%	82.5%	84.6%	84.5%	88.0%	89.3%
Sector	89.3%	89.9%	89.8%	90.5%	91.6%	92.0%	91.5%	91.5%	91.9%	92.5%	

¹ Edinburgh College of Art merged with Edinburgh University at the start of the academic session 2011-12

² SRUC was formed from the merger of the Scottish Agricultural College (SAC) and the further education land-based colleges of Barony, Elmwood and Oatridge on 1 October 2012. Students at the former land-based colleges in 2012-13 were still returned through the college reporting system and they are not included in these figures.